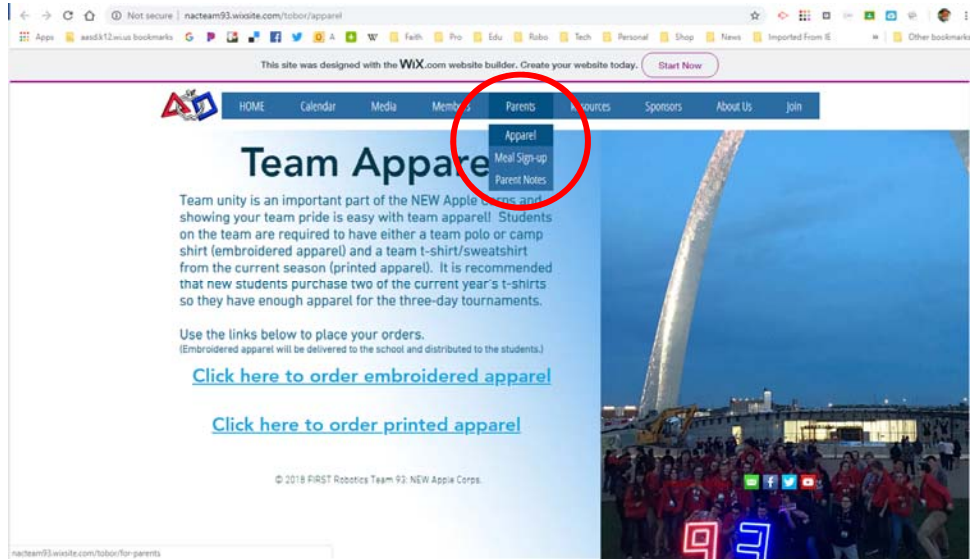


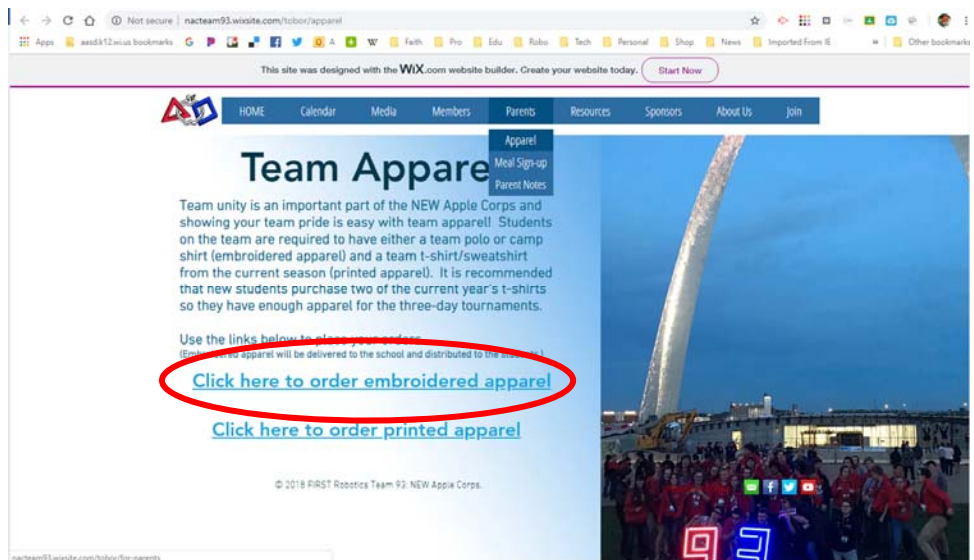
Ordering Embroidered NEW Apple Corps Apparel

Each team member of the NEW Apple Corps is required to have an embroidered polo to wear at the competitions our team attends. The following provides step-by-step instructions on how to go about ordering your team polo and other embroidered team apparel.

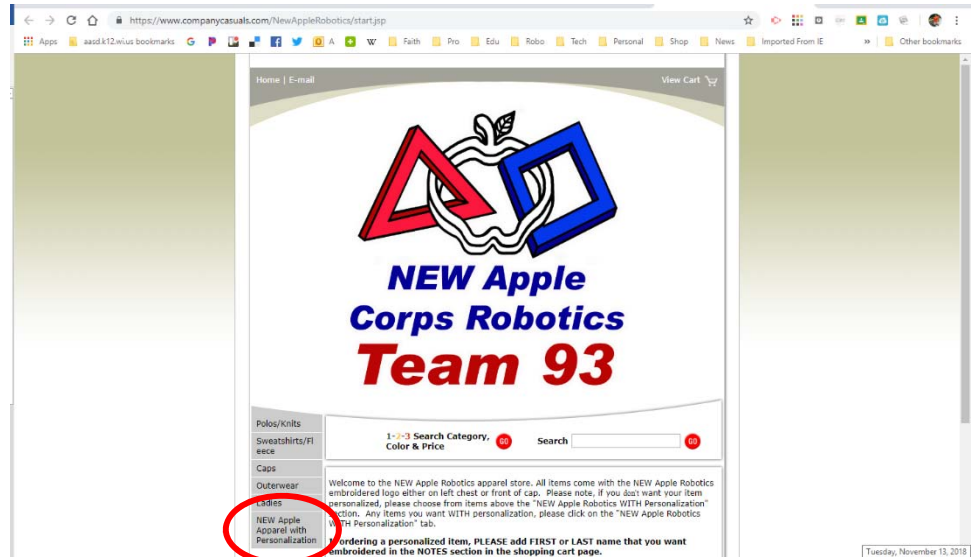
1. You can access the online apparel ordering forms through the team website at www.nacteam93.com. From the home page, click on "Parents" in the menu bar and "Apparel" in the drop-down menu to take you to the team apparel ordering page.




2. Click on the "Click here to order embroidered apparel" link.



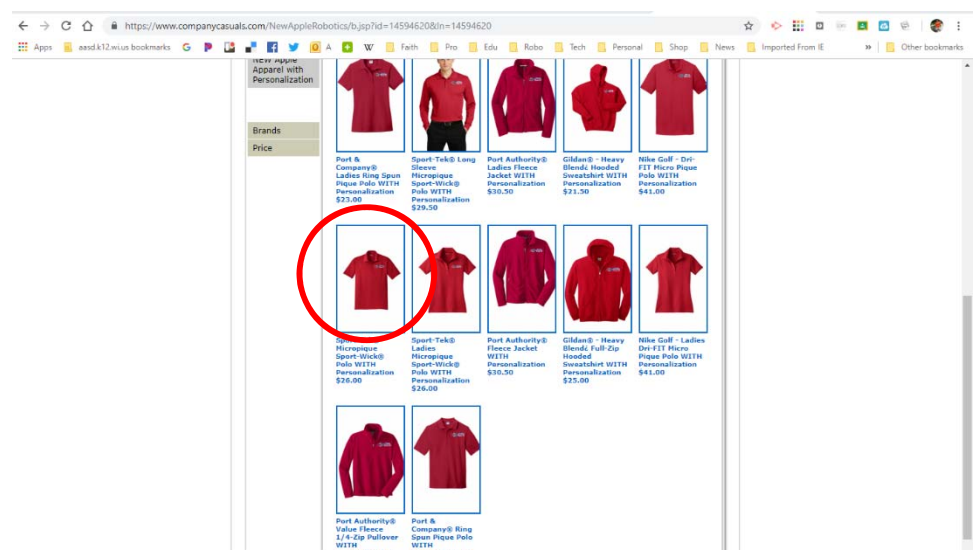
- In the menu on the left, click on the "NEW Apple Apparel with Personalization" link. This will take you to the list of official embroidered team apparel options.



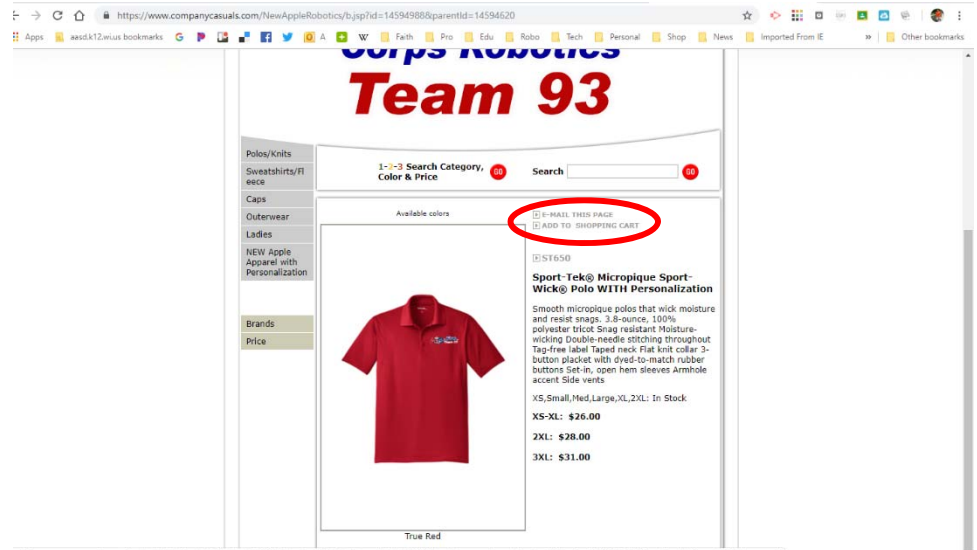
- Once on the page, scroll down to view all the apparel options available. There are several different styles of polo shirts available. In addition, there are hoodie sweatshirts and fleeces as well.



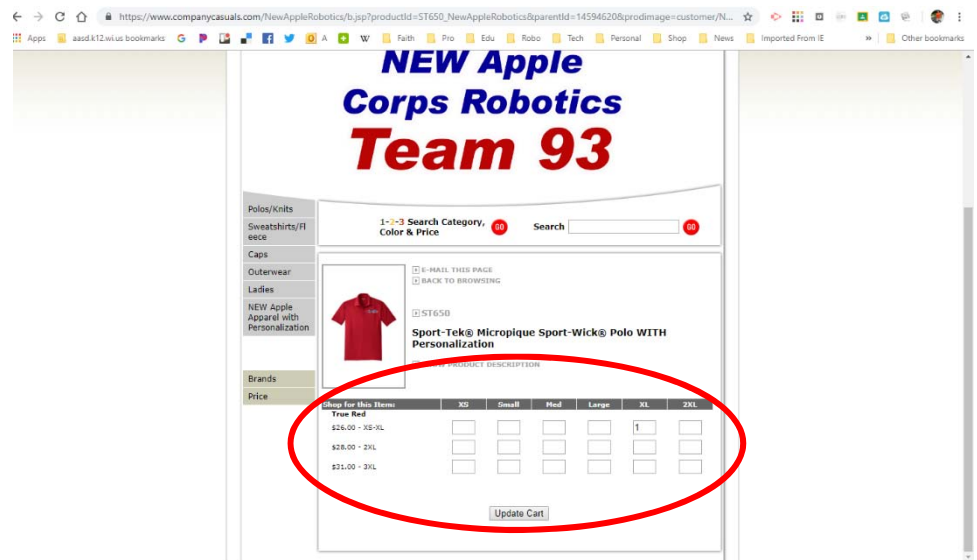
- Select which item you would like to purchase. The item selected in these instructions is for demonstration purposes only.



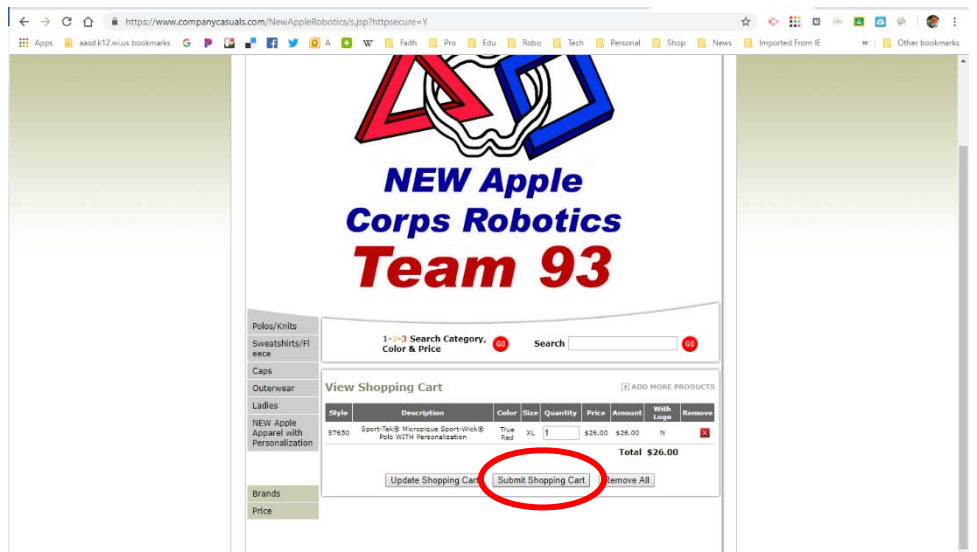
6. Once on the item page, click on the “Add to Shopping Cart” link.



7. Select the appropriate sizes and quantities and then click the “Update Cart” link.



8. Once you’ve added all your items to your cart, click the “Submit Shopping Cart” link.



9. Enter your contact information and any special instructions you have including embroidering names on the apparel.

The screenshot shows a web browser window with the URL <https://www.companycasuals.com/NewAppleRobotics/s.jsp?httpssecure=Y>. The page header features the logo "Corps Robotics Team 93". Below the logo is a search bar with the text "1 -> 3 Search Category, Color & Price". The main content area is titled "Submit Shopping Cart" and includes a table with columns: Style, Description, Color, Size, Quantity, Price, Amount, and With Tags. The table contains one item: "STESS Sport-Tek® Microplique Sport-Wick® Polo WITH Personalization", "True Red", "XL", "1", "\$26.00", "\$26.00", and "N". The total amount is "\$26.00". Below the table are form fields for "Your Name" (First Name, Last Name), "E-mail Address", "Address", "City", "State", "Zip Code", "Phone", and "Imprint Information". There is also a field for "Additional/Special Instructions". At the bottom, there is a "Check out with PayPal" button and a note "The safer, easier way to pay".

10. Once you've entered the appropriate information, click on the "Check out with PayPal" link and complete your transaction. Apparel will be delivered to the school and distributed to students prior to Winter Break.

The screenshot shows the same web browser window as before, but with contact information entered into the form fields. The "Your Name" field contains "Sean" and "Schuff". The "E-mail Address" field contains "schuffsean@aasd.k12.wi.us". The "Address" field contains "2121 Emmora Dr.". The "City" field contains "Appleton", the "State" field contains "WI", and the "Zip Code" field contains "54911". The "Phone" field contains "(920) 832-8211". The "Imprint Information" field contains "Mr. Schuff". The "Additional/Special Instructions" field contains "Embroider name on right crest. |". The "Check out with PayPal" button is circled in red. At the bottom of the page, there is a JavaScript code snippet: `javascript:document.addFormOption.value='checkpp'; submitCart();`.